

Name \_\_\_\_\_


Date \_\_\_\_\_

# Evolving to Invade


How does evolution affect the invasion of a new species?

## Evolution in the native range:

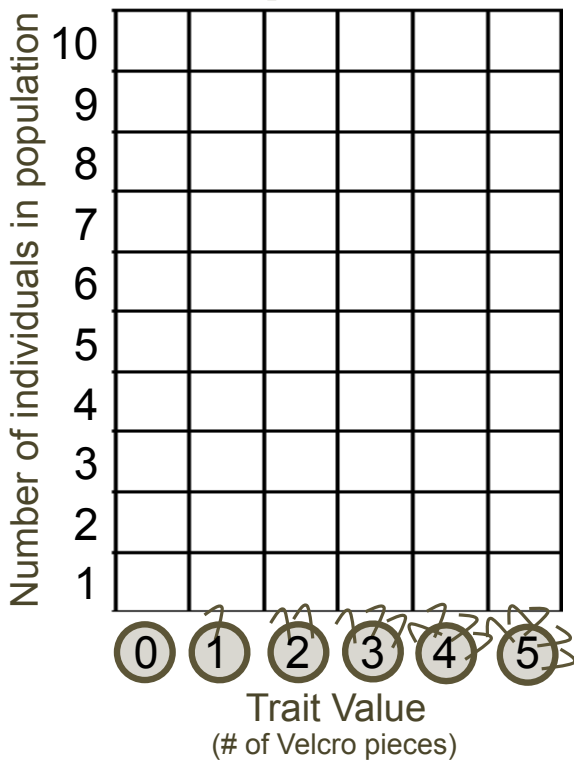
Graph \_\_\_\_\_




Graph \_\_\_\_\_



Graph \_\_\_\_\_



Graph \_\_\_\_\_




Name \_\_\_\_\_


Date \_\_\_\_\_

## Evolution in the invasive range:


**Graph** \_\_\_\_




**Graph** \_\_\_\_



**Graph** \_\_\_\_



**Graph** \_\_\_\_




Name \_\_\_\_\_


Date \_\_\_\_\_

## Evolution in the invasive range (cont.):


**Graph** \_\_\_\_\_



**Graph** \_\_\_\_\_



**Graph** \_\_\_\_\_



**Graph** \_\_\_\_\_

